

**3DLIFE
Prints**

3D SILICON PRINTED REALISTIC SKIN SUTURE TRAINERS



VERSATILE SUTURE TRAINER




PRODUCT INFORMATION

- Skin pad consists of skin, subcutaneous tissue, and muscle
- Mimics 7 layers of epidermis
- Double-sided design. Sutured up to 100 times or more per side of the pad
- Anti-slip base provides safe training and human-like curvature
- Human-like skin texture

TRAINING USES

- Make simple incisions and complex incisions such as flap and dog ear suture
- Skin suture and deep dermal suture
- Knot tying practice
- Stapling and placement of staples
- Use of surgical glue

1 Skin pad X1 2 Stand X1




ADVANCED SUTURE TRAINER

PRODUCT INFORMATION

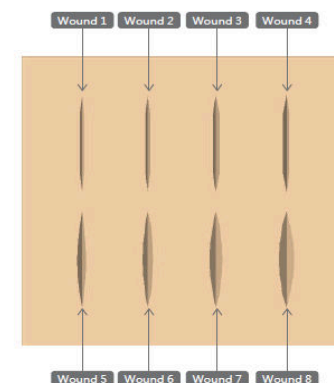
- 8 clinically common wounds for real-life training
- Skin pad consists of skin, subcutaneous tissue, and muscle
- Human-like skin texture and tension

TRAINING USES

- Use the right suture and skill to close different wounds
- Skin suture and deep dermal suture
- Knot tying practice
- Stapling and placement of staples
- Use of surgical glue



Available Wounds



Wound & Suture Chart

Wound	Suggested Suture	Wound	Suggested Suture
1	Dermabond Steri-Strip	5	3-0 Nylon 4-0 Nylon
2	Dermabond Steri-Strip	6	3-0 Nylon 4-0 Nylon
3	5-0 Nylon 6-0 Nylon	7	2-0 Vicryl 3-0 Vicryl 3-0 Nylon
4	4-0 Nylon 5-0 Nylon	8	2-0 Vicryl 3-0 Vicryl 2-0 Nylon 3-0 Nylon